

CIIS Alumni Survey

DATA COLLECTION:

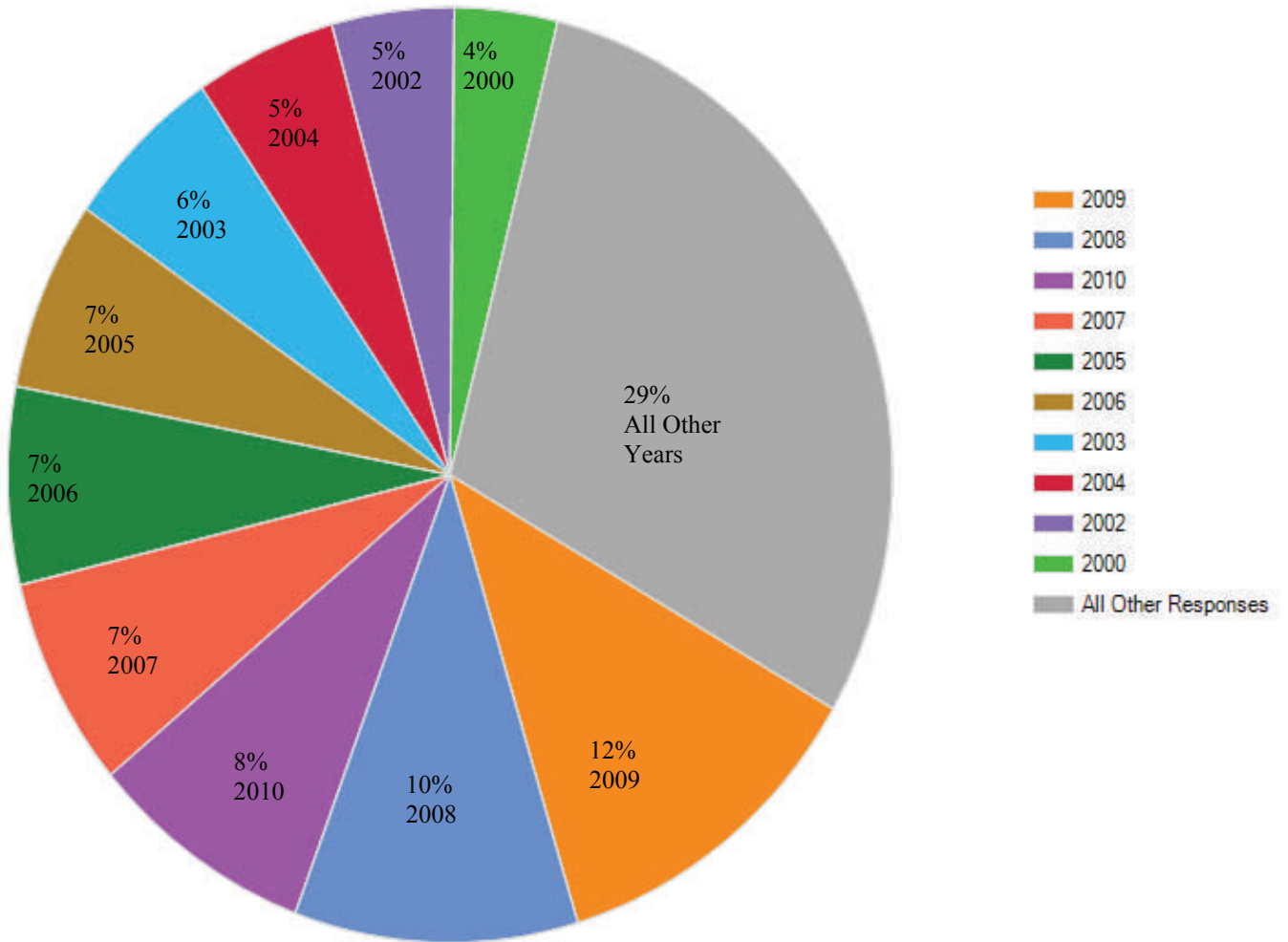
The CIIS alumni survey was conducted in March and April, 2011.

2,372 alums received the survey via e-mail with a link to Survey Monkey and 427 alums returned the survey for a response rate of 18%.

For alums who graduated before 1990, we mailed 190 paper copies and had a return rate of 19%

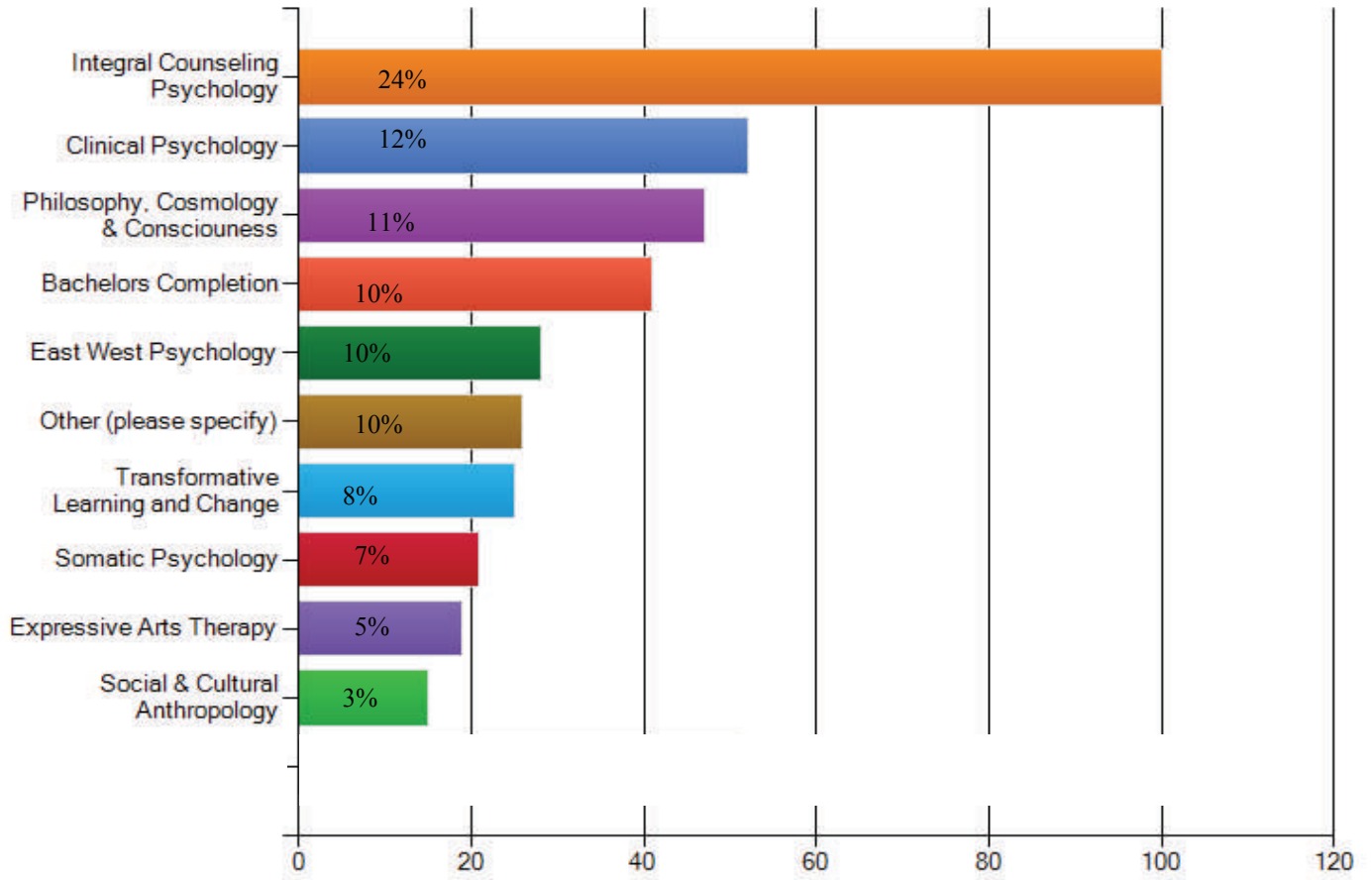
DATA QUESTIONS AND RESULTS:

1) What year did you graduate from CIIS ?



CIIS Alumni Survey

2. What program did you graduate from? Please choose your most recent degree first.



3. What division is your degree in?

Answer Options	Response Percent
Bachelors	9.7%
Masters	58.3%
Doctoral	31.5%
Certificate	0.5%

CIIS Alumni Survey

4. Did you receive more than 1 degree?

Answer Options	Response Percent
Yes	10.4%
No	89.6%

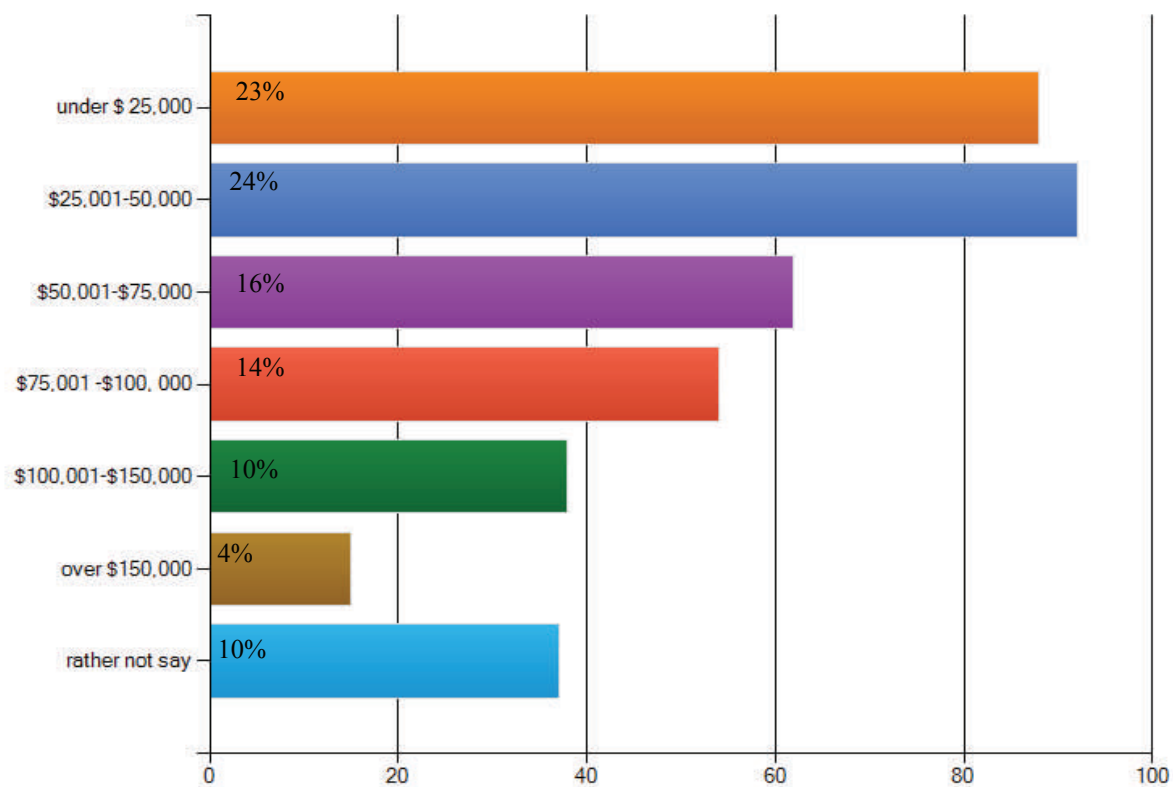
5. If you received more than 1 degree from CIIS, please let us know what other program (s) you graduated from. You may check more than one as needed.

29% of respondents received undergraduate degrees in addition to a Masters or Doctoral degree.

6. What is your current job title classification?

- Licensed Psychotherapists - 112 responses
- Educator - 68 responses
- Other - 70 responses
- Non-profit business - 48 responses
- Counselor - 47 responses
- Writer - 29 responses

7. Annual salary range (gross)



CIIS Alumni Survey

8. Please rank in importance to you the following CIIS initiatives:

- Increasing scholarship support (25%)
- Promoting community service learning opportunities (20%)
- Increasing visibility (17%)
- Creating research support (14%)
- Sponsoring national conferences (13%)
- Greening of the Mission Street building (9%)
- Renovating the library (7%)

9. What type of CIIS sponsored events would draw you back to campus?

- Lectures 67%
- Innovative approaches to clinical treatment lectures/workshops 37%
- Performing Arts 36%
- Professional networking events 25%
- Social events 24%
- Career development seminars 21%
- Career Counseling and Job Placement support 16%

10. Since receiving your degree, have you made a gift to the Alumni Scholarship Fund?

	Response Percent	Response Count
Yes	27.7 %	106
No	72.3%	277

If no, what could inspire you to make a gift ? 164

11. Which of these Social Media Sites do you use?

- Facebook 70%
- Linked In 46%
- None 23%
- Twitter 15%
- Plaxo 5 %
- Other 4%
- MySpace 2%

CIIS Alumni Survey

12. Overall, I was satisfied with the quality of my CIIS education.

Agree strongly 50%
Agree 41%
Neutral 4%
Disagree 4%
Strongly disagree 1%

13. My education facilitated the integration of body, mind and spirit in a significant way.

Agree Strongly 52%
Agree 38 %
Neutral 6%
Disagree 3%
Strongly disagree 1%

14. My education prepared me to engage in interdisciplinary inquiry.

Agree strongly 50%
Agree 37%
Neutral 10%
Disagree 2%
Strongly disagree 1%

15. My education included multiple ways of knowing including experiential learning, collaborative learning and the use of media and art.

Agree strongly 51%
Agree 39%
Neutral 7%
Disagree 3%
Strongly disagree 1%

16. My education expanded my approaches to learning and helped me appreciate the approaches of others.

Agree strongly 57%
Agree 36%
Neutral 6%
Disagree 2%
Strongly disagree 1%

CIIS Alumni Survey

17. My education gave me the capacity for lifelong learning, reflection and inquiry.

Agree strongly 63%
Agree 26%
Neutral 8%
Disagree 2%
Strongly disagree 1%

18. My education helped me understand the current issues and trends in my field.

Agree Strongly 30%
Agree 45%
Neutral 17%
Disagree 6%
Strongly disagree 2%

19. My education prepared me to find work in my chosen field.

Agree strongly 22%
Agree 35%
Neutral 25%
Disagree 11%
Strongly disagree 8%

22. Would you be interested in joining other alums in your area for social and professional networking and other activities.

Yes 78%
No 21%